


00



Letter from the Associate Commissioner:

One of the Nation's most critical goals is to ensure the well-being of our children. The
A

c

A

i

i

i

e

L

List of Tables and Figures

Figures

Figure – Reports by Source,

Tab

This report presents national data about child abuse and neglect known to child protective

Annual Data Collection Process

State's annual child-specific investigation report allows child abuse for each child received

The data

fields in the child-specific record include the demographics of the children and their perpetra-.8(hnical assistanc)10.8(e

■ During , ...

Table 1-1 NCANDS Data by Type, 2001

personnel, medical personnel, mental health personnel, child day care providers, and substitute care providers.

workers to meet the priority standards. Based on data from States, the average response time from report to investigation was hours. In

Table 2-2 Reports by Source, 2001





Table 2-5 Investigations by Disposition, 2001



The table content is redacted with a large, solid light-brown rectangle. Only the top and bottom horizontal lines of the table structure are visible.

The role of the child protective services (CPS) agency is to respond to the needs of children who are alleged to have been maltreated and to ensure that they remain safe. In 2010, three million children were the subjects of a CPS investigation or assessment. Approximately 10 percent were

sexual abuse per , children in the population show a decrease. Five-year trends of the rates of

Child Maltreatment Recurrence (Child File)

For most children who experience maltreatment recurrence, the efforts of the CPS system have not been successful in preventing subsequent victimization. However, recurrence may also be influenced by an increased exposure to reporting sources, including service providers. Thus, analyses of short-term recurrence, as in this report, reflect observed recurrence and should be supplemented by analyses of recurrence across longer periods.

Recurrence within

Table 3–3 Victimization Rates, 1990–2001

REPORTING YEAR CHILD POPULATION VICTIM RATE ESTIMATED NUMBER OF VICTIMS¹

¹ *Rounded to thousands*

Table 3–4 Victims by Maltreatment Type, 2001





Table 3–9 Distribution of Victims by Age Group, 1997–2001



Table 3–10 Child Victims by Race, 2001 (Child File) 1 1 Tf 412 0 06.752 60 6.752348.517899

Supplementary Tables





P

Of child fatalities, ~~only~~ ~~by~~ ~~the~~ ~~parent~~ or parents (figure

. r e h t o m r i e h t y b t Almost one-third (33%) of fatalities were p

Fatalities by Prior Contact with CPS

Less than percent (. %) of the families of child fatality victims had received family preservation services in the y


Child protective services (CPS) agencies provide

work of community-based, prevention-focused resource and support programs that coordinate resources among a broad range of human services organizations.

- Title IV–B, Subpart , Section , of the Social Security Act, as amended Promoting Safe and Stable Families [.U.S.C.

- American Indian/Alaska Native and African American children were respectively 10 percent and 15 percent more likely to be placed in foster care than White children. Hispanic children

Table 6–1 Children who Received Preventive Services, 2001



¹ Estimates for the number of children who received preventive services were derived by multiplying the total rate per 1,000 children (27.5) by the child population for each nonreporting State.

² For South Carolina, the estimated number of children who received preventive services was calculated by multiplying the number of families who received preventive services by 1.8, which is the estimated number of children per family. The estimated number of children per family was derived by dividing the total number of children by the total number of reports.

Additional Research Activities Related to NCANDS


In

following table shows the number of States that made their data available to NDACAN and the total number of records in the datasets by year.

<u>Year</u>	<u>Number of States</u>	<u>Total Number of Records</u>
		,
		,

This paper will be published along with other papers from the conference. For further information on this paper, contact:

John D. Fluke, Ph.D.
Director of Research
Walter R. McDonald & Associates, Inc.
E. Crestridge Circle
Centennial, CO
jfluke@wrma.com



Alabama	■	■		■	■		
Alaska	■	■	■	■	■	■	
Arizona	■	■	■	■	■	■	■
Arkansas	■	■	■	■	■	■	■
California	■	■	■				
Colorado	■	■	■				

COUNTY OF RESIDENCE: The geopolitical jurisdiction within a State of the United States in which the child subject of a
re

INVESTIGATION START DATE: The date when CPS initially contacted or attempted to have face-to-face contact with the alleged victim. If this face-to-face contact is not possible, the date would be when CPS initially contacted any party who could provide information essential to the investigation or assessment.

JUVENILE COURT PETITION: A legal document filed with the court of original jurisdiction overseeing matters affecting children. The petition typically requests that the court take action regarding the child's status as a result of an investigation. Usually, a petition requests that the child be declared

RESPONSE TIME WITH RESPECT TO THE PROVISION OF SERVICES: The time from the log-in of a call to the agency from a reporter alleging child maltreatment to the provision of postinvestigative services,

Child-level data are collected through an automated file composed of child-specific records. States that submitted child-level data used the Child File, which is a revision of the Detailed Case Data Component (DCDC). States that submit CD

General

The State staged a rollout of its SACWIS system between January and April of

Delaware

Carla Bloss

Management Analyst

Division of Family Services

Delaware Department of Services for Children,
Youth, and Their Families

Faulkland Road

Wilmington, DE

- -

-

Victims

Race and Hispanic ethnicity are captured as a single field in which only one of the following codes can be chosen: "Black," "White," "Hispanic," "Asian," "American Indian/Alaskan," or "multiracial."

Fatalities

The number of child fatalities is based on the *Georgia Child Abuse and Neglect Report*, which is filled out at the completion of an investigation.

Services

The State maintains data on services through counts of cases, not children. Thus, estimates were provided for data on services for the same units as data on dispositions.

The current source can provide only data for removals that occurred up to the time an investigation decision was made (policy requires that the investigation be completed within 30 days of receipt of the report). Data on removals that occurred prior to the decision, but within

version, there may be an undercount of children receiving servp0.855796s.

The number of vom the Children' Trust Fants and the n servom Coy R0.855796s for Families School Prrountually

Childrciving family prva- tion and support funded servp0.855796s arho reporithin the reporing perod.

Fatalities

As the State Mtality R in arr only Child File fatalities hav been reood

Illinois

Carl L. Sciarini

Manager, Offp0.8553(e of)-260.4(Qualit)-13.6(y)19.7(A)9.3(s)-0.7(sur)-8.5(an0.8553(e))TJ -0.877 -1.3333 TD -0.0004 Tc 0.0003 Tw [Family Servp0.855796s

East Mooe Stre Station cscia2 Tw [116.i@dofcs.stw [(-11.il.u1(p0.8557(od.))TJ /F2 1 Tf 10 372 14 117 504 Tm /Cs5 cs 0.557 0.004 0.157yl&2p20hi1(only(s) Submittit)--21. Comentary)]TJ.

Approved for Release by NSA on 05-08-2014 pursuant to E.O. 13526

Appropriately substantiated, it is classified as Medically Negligent. The Other Type of maltreatment includes children who

Nebraska

Glenn G. Ogg

Business Systems Analyst

Nebraska Health and Human Services Systems

Office of Protection and Safety

P.O. Box

Lincoln, NE -

- -

- -

Reports

The number of reports not referred for investigation was derived by subtracting the number of investigated reports from the total number of calls to the Child Abuse and Maltreatment Hotline. There is no policy for screening out calls to the hotline. Thus, the reports not referred may have been queries for information and referral, concerned families with no children less than years old, perpetrators who were not legally

r

ty attended by the child, and the circumstances surrounding the report of abuse or neglect. If the report alleges a violation of a criminal statute

Fatalities

Services

Foster care data were not included in the Child

O

“

Tennessee

Louis Martinez, M.S.W.
Program Coordinator

with less stringent standards. Outlying data points were excluded.

The number of screening, intake, investigation,

A case record review of a non-random sample of
re

WW

Please take a few minutes and let us know what you think of *Your92* sponsetewill helpet uto mee hat yr needs more ef

